

SIMD Intrinsic on Managed Language Runtimes

Alen Stojanov

Department of Computer Science
ETH Zurich
Switzerland
astojanov@inf.ethz.ch

Tiark Rompf

Department of Computer Science
Purdue University
USA
tiark@purdue.edu

Ivaylo Toskov

Department of Computer Science
ETH Zurich
Switzerland
itoskov@student.ethz.ch

Markus Püschel

Department of Computer Science
ETH Zurich
Switzerland
pueschel@inf.ethz.ch

Abstract

Managed language runtimes such as the Java Virtual Machine (JVM) provide adequate performance for a wide range of applications, but at the same time, they lack much of the low-level control that performance-minded programmers appreciate in languages like C/C++. One important example is the *intrinsic* interface that exposes instructions of SIMD (Single Instruction Multiple Data) vector ISAs (Instruction Set Architectures). In this paper we present an automatic approach for including native intrinsics in the runtime of a managed language. Our implementation consists of two parts. First, for each vector ISA, we automatically generate the intrinsic API from the vendor-provided XML specification. Second, we employ a metaprogramming approach that enables programmers to generate and load native code at runtime. In this setting, programmers can use the entire high-level language as a kind of macro system to define new high-level vector APIs with zero overhead. As an example use case we show a variable precision API. We provide an end-to-end implementation of our approach in the HotSpot VM that supports all 5912 Intel SIMD intrinsics from MMX to AVX-512. Our benchmarks demonstrate that this combination of SIMD and metaprogramming enables developers to write high-performance, vectorized code on an unmodified JVM that outperforms the auto-vectorizing HotSpot just-in-time (JIT) compiler and provides tight integration between vectorized native code and the managed JVM ecosystem.

Permission to make digital or hard copies of all or part of this work for personal or classroom use is granted without fee provided that copies are not made or distributed for profit or commercial advantage and that copies bear this notice and the full citation on the first page. Copyrights for components of this work owned by others than ACM must be honored. Abstracting with credit is permitted. To copy otherwise, or republish, to post on servers or to redistribute to lists, requires prior specific permission and/or a fee. Request permissions from permissions@acm.org.

CGO'18, February 24–28, 2018, Vienna, Austria

© 2018 Association for Computing Machinery.

ACM ISBN 978-1-4503-5617-6/18/02...\$15.00

<https://doi.org/10.1145/3168810>

CCS Concepts • Computer systems organization → Single instruction, multiple data; • Software and its engineering → Virtual machines; Translator writing systems and compiler generators; Source code generation; Runtime environments;

Keywords SIMD instruction set, Managed Languages, JVM, Scala, Staging, Metaprogramming

ACM Reference Format:

Alen Stojanov, Ivaylo Toskov, Tiark Rompf, and Markus Püschel. 2018. SIMD Intrinsic on Managed Language Runtimes. In *Proceedings of 2018 IEEE/ACM International Symposium on Code Generation and Optimization, Vienna, Austria, February 24–28, 2018 (CGO'18)*, 14 pages.

<https://doi.org/10.1145/3168810>

1 Introduction

Managed high-level languages are designed to be portable and to support a broad range of applications. For the programmer, the price is reduced access to detailed and low-level performance optimizations. In particular, SIMD vector instructions on modern architectures offer significant parallelism, and thus potential speedup, but neither languages like Java, JavaScript, Python, or Ruby, nor their managed runtimes provide direct access to SIMD facilities. This means that SIMD optimizations, if available at all, are left to the virtual machine (VM) and the built-in just-in-time (JIT) compiler to carry out automatically, which often leads to suboptimal code. As a result, developers may be pushed to use low-level languages such as C/C++ to gain access to the intrinsic API. But leaving the high-level ecosystem of Java or other languages also means to abandon many high-level abstractions that are key for the productive and efficient development of large-scale applications, including access to a large set of libraries.

To reap the benefits of both high-level and low-level languages, developers using managed languages may write low-level native C/C++ functions, that are invoked by the managed runtime. In the case of Java, developers could use the

Java Native Interface (JNI) to invoke C functions with specific naming conventions. However, this process of dividing the application logic between two languages creates a significant gap in the abstractions of the program, limits code reuse, and impedes clear separation of concerns. Further, the native code must be cross-compiled ahead of time, which is an error-prone process that requires complicated pipelines to support different operating systems and architectures, and thus directly affects code maintenance and refactoring.

To address these problems, we propose a systematic and automated approach that gives developers access to SIMD instructions in the managed runtime, eliminating the need to write low-level C/C++ code. Our methodology supports the entire set of SIMD instructions in the form of embedded domain-specific languages (eDSLs) and consists of two parts. First, for each architecture, we automatically generate ISA-specific eDSLs from the vendor's XML specification of the SIMD intrinsics. Second, we provide the developer with the means to use the SIMD eDSL to develop application logic, which automatically generates native code inside the runtime. Instead of executing each SIMD intrinsic immediately when invoked by the program, the eDSLs provide a *staged* or *deferred* API, which accumulates intrinsic invocations along with auxiliary scalar operations and control flow, batches them together in a computation graph, and generates a native kernel that executes them all at once, when requested by the program. This makes it possible to interleave SIMD intrinsics with the generic language constructs of the host language without switching back and forth between native and managed execution, enabling programmers to build both high-level and low-level abstractions, while running SIMD kernels at full speed.

This paper makes the following contributions:

1. We present the first systematic and automated approach that supports the entire set of SIMD instructions, automatically generated from the vendor specification, in a managed high-level language. The approach is applicable to other low-level instructions, provided support for native code binding in the managed high-level language.
2. In doing so, we show how to use metaprogramming techniques and runtime code generation to give back low-level control to developers in an environment that typically hides architecture-specific details.
3. We provide an end-to-end implementation of our approach within the HotSpot JVM, which provides access to all Intel SIMD intrinsics from MMX to AVX-512.
4. We show how to use the SIMD eDSLs to build new abstractions using host language constructs. Programmers can use the entire managed language as a form of macro system to define new vectorized APIs with zero overhead. As an example, we present a "virtual ISA" for variable precision arithmetic.
5. We provide benchmarks that demonstrate significant performance gains of explicit SIMD code versus code auto-vectorized by the HotSpot JIT compiler.

Our work focuses on the JVM and Intel SIMD intrinsics functions, but would equally apply to other platforms. For the implementation of computation graphs and runtime code generation, we use the LMS (Lightweight Modular Staging) compiler framework [20].

2 Background

We provide background on intrinsics functions, JVMs, and the LMS metaprogramming framework that we use.

2.1 Intrinsics

Intrinsics are compiler-built-in functions that usually map into a single or a small number of assembly instructions. During compilation, they are inlined to remove calling overhead. This way they provide the programmer with assembly-like functionality, without having to worry about register allocation and instruction scheduling. SIMD intrinsics give access to data parallel instructions in vector ISAs, such as NEON on ARM processors, or the SSE and AVX families on Intel.

We focus on the x86 architecture and the associated SIMD intrinsics that are available in modern C/C++ compilers, such as GCC, Clang/LLVM, and Intel ICC. Specifically, these include the following ISAs:

- MMX - operating on 64-bit wide registers; provides integer operations only.
- SSE / SSE2 / SSE3 / SSSE3 / SSE4.1 / SSE4.2 - operating on 128-bit wide registers; provides integer, 32-bit, and 64-bit floating point operations, string operations and cache and memory management operations.
- AVX / AVX2 - ISAs that expand the SSE operations to 256-bit wide registers and provide extra operations for manipulating non-contiguous memory locations.
- FMA - an extension to SSE and AVX ISAs to provide fused multiply add operations.
- AVX-512 - extends AVX to operate on 512-bit registers and consists of multiple parts called F / BW / CD / DQ / ER / IFMA52 / PF / VBMI / VL.
- KNC - the first production version of Intel's Many Integrated Core (MIC) architecture that provides operations on 512-bit registers.

Additionally, we also include:

- SVML - an intrinsics short vector math library, built on top of the ISAs mentioned above.
- Sets of smaller ISA extensions: ADX / AES / BMI1 / BMI2 / CLFLUSHOPT / CLWB / FP16C / FSGSBASE / FXSR / INVPCID / LZCNT / MONITOR / MPX / PCLMULQDQ / POPCNT / PREFETCHWT1 / RDPID / RDRAND / RDSEED / RDTSCP / RTM / SHA / TSC / XSAVE / XSAVEC / XSAVEOPT / XSS

Arithmetics	Shuffles	Statistics	Loads	ISA	Count
<code>_mm256_add_pd</code>	<code>_mm256_permutevar_pd</code>	<code>_mm_avg_epu8</code>	<code>_mm_i32gather_epi32</code>	MMX	124
<code>_mm256_hadd_ps</code>	<code>_mm256_shufflehi_epi16</code>	<code>_mm256_cdfnorm_pd</code>	<code>_mm256_broadcast_ps</code>	SSE	154
...	SSE2	236
Compare	String	Logical	Stores	SSE3	11
<code>_mm_cmp_epi16_mask</code>	<code>_mm_cmpestrm</code>	<code>_mm256_or_pd</code>	<code>_mm512_storenrng_pd</code>	SSSE3	32
<code>_mm_cmpeq_epi8</code>	<code>_mm_cmpistrz</code>	<code>_mm256_andnot_pd</code>	<code>_mm_store_pd1</code>	SSE41	61
...	SSE42	19
Random	Bitwise	Crypto	Conversion	AVX	188
<code>_rdrand16_step</code>	<code>_mm256_bslli_epi128</code>	<code>_mm_aesdec_si128</code>	<code>_mm256_castps_pd</code>	AVX2	191
<code>_rdseed64_step</code>	<code>_mm512_rol_epi32</code>	<code>_mm_shalmsg1_epu32</code>	<code>_mm256_cvtps_epi32</code>	AVX-512	3857
...	FMA	32
				KNC	601
				SVML	406

Table 1. Simplified classification of intrinsics (a) and instruction count (b) of the x86 SIMD Intrinsics set.

These ISAs yield a large number of associated intrinsics: arithmetics operations on both floating point and integer numbers, intrinsics that operate with logical and bitwise operations, statistical and cryptographic operations, comparison, string operations and many more. Table 1a gives a rough classification of the different classes of intrinsics. To ease the life of the developers, Intel provides an interactive tool called *Intel Intrinsics Guide* [3] where each available intrinsics is listed, including a detailed description of the underlying ISA instruction. Table 1b shows the number of available intrinsics: 5912 in total (of which 338 are shared between AVX-512 and KNC), classified into 24 groups.

2.2 Java Virtual Machines

There are many active implementations of the JVM including the open source IBM V9 [8], Jikes RVM [4], Maxine [29], JRockit [15], and the proprietary SAP JVM [24], CEE-J [26], JamaicaVM [25]. HotSpot remains the primary reference JVM implementation that is used by both Oracle Java and OpenJDK. Each of the JVM implementations provides support for Java Standard Edition or Micro Edition, tailored for a particular need: either a particular target machine or microarchitecture, embedded systems, operating system, provides additional garbage collector, resource control or parallelism model. However, none of the active JVM implementation provides any support for explicit vectorization nor intrinsics, nor permits inlining of assembly code directly in the Java source due to portability specifications.

The HotSpot JVM, which is the focus of this study, provides JIT compilation of Java bytecode as a black box. The developer has no control over, nor receives any feedback on the compilation phases except through coarse-grained command-line and debug options [16]. There are two flavors of the VM: a client mode focused on latency, and a server mode tuned for throughput. We only focus on the Server VM, as it is tuned to maximize peak operating speed. The

Server VM offers a tiered compilation of bytecode using the C1 and C2 compilers. C1 is a fast, lightly optimizing bytecode compiler, while C2 performs more aggressive optimizations. When JVM applications are started, the HotSpot VM starts interpreting bytecode. It detects computation-intensive hot spots in the code via profiling, and proceeds to compile the bytecode of frequently used functions with C1. Once further thresholds are reached, functions may be compiled using C2. C2 supports autovectorization, using Superword Level Parallelism (SLP) [11]. SLP detects groups of isomorphic instructions and replaces them with SIMD instructions, which results in a lightweight vectorization. The SLP approach is limited and cannot optimize across loop iterations, nor can it detect idioms such as reductions.

2.3 Lightweight Modular Staging

Lightweight Modular Staging (LMS) [20, 21] is a framework for runtime code generation and for building compilers for embedded DSLs in Scala. LMS makes pervasive use of operator overloading to make code generation blend in with normal programming. The core abstraction is a type constructor `Rep[T]` that marks code expressions. For example, executing `a + b` where `a` and `b` are two `Rep[Int]` expressions will create a program expression that represents the addition `a' + b'`, where `a'` and `b'` are the program expressions `a` and `b` evaluate to. This form of operator overloading is extended to `if/else` expressions and other built-in constructs [2, 19]. The combined program expression can be unparsed to source code, in this paper to C or LLVM code, compiled dynamically, and loaded into the running JVM.

3 Intrinsics in the JVM

In this section, we present our two-tier approach for making the Intel SIMD intrinsics available in the JVM. First we automatically generate SIMD eDSLs, each implemented as a Scala class that corresponds to one of the 13 vector ISAs in

JVM Types ↔ C/C++ Types			
Float	↔ float	Char	↔ int16_t
Double	↔ double	Boolean	↔ bool
Byte	↔ int8_t	UByte	↔ uint8_t
Short	↔ int16_t	UShort	↔ uint16_t
Int	↔ int32_t	UInt	↔ uint32_t
Long	↔ int64_t	ULong	↔ uint64_t

Table 2. Type mappings between JVM and C/C++ types .

Figure 1b. Then, we show how to use these eDSLs to generate high-performance SIMD code with high-level language constructs inherited by the host language. We show examples of end-user code in Scala, but any other JVM language could be used. Before we start, we have to establish a corresponding type system between the JVM and the SIMD intrinsics functions to represent the SIMD vector types, that is required for the generation of the eDSLs and their usage.

3.1 Type System for SIMD Intrinsics in the JVM

The JVM has no notion of SIMD vector types, thus we build abstract classes to mark the type of DSL expressions that represent SIMD intrinsics functions in LMS:

```

1 Rep[__m64] // MMX integer types
2 Rep[__m128] // SSE 4x32-bit float
3 Rep[__m128d] // SSE 2x64-bit float
4 Rep[__m128i] // SSE 2x64/4x32/8x16/16x8-bit integer
5 Rep[__m256] // AVX 8x32-bit float
6 Rep[__m256d] // AVX 4x64-bit float
7 Rep[__m256i] // AVX 4x64/84x32/16x16/32x8-bit integer
8 Rep[__m512] // AVX512 16x32-bit float
9 Rep[__m512d] // AVX512 8x64-bit float
10 Rep[__m512i] // AVX512 8x64/16x32/32x16/64x8-bit integer

```

SIMD intrinsics functions take primitive arguments that correspond to low-level C/C++ primitive types. The primitive types in the JVM exhibit a fixed width, and therefore a direct mapping can be established with C/C++ primitives. Some intrinsics however, require the use of unsigned types that are not supported natively in the JVM:

```

1 unsigned int __m_crc32_u16 (unsigned int, unsigned short)

```

To mitigate this problem, we use the Scala Unsigned [14] package, which implements unsigned types and operations on top of the signed types available in the JVM. Table 2 shows the type mapping between the 12 primitives, which in most cases is straight-forward, except for JVM Char that maps to int16_t to support UTF-8. Arrays of primitive types in the JVM and C/C++ code are isomorphic and both represent continuous memory space of a certain primitive type. Therefore Array[T] maps to a memory pointer T* in the low-level SIMD intrinsics.

3.2 Automatic Generation of ISA-specific eDSLs

LMS provides a relatively simple interface to define eDSLs, but adding more than 5000 functions by hand would be tedious and error prone. Our approach generates the LMS eDSLs automatically from the XML specification provided by

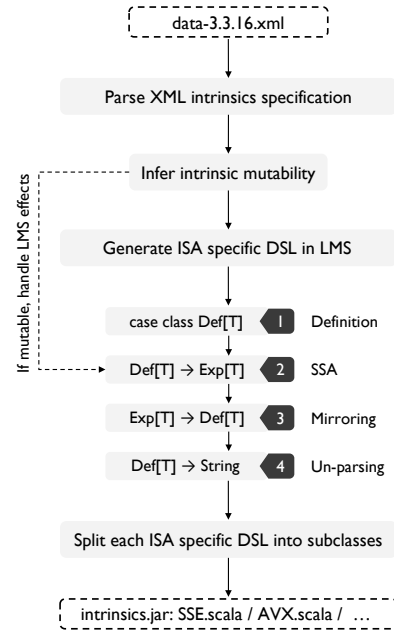


Figure 1. Generating SIMD intrinsics eDSLs from vendor specification.

```

1 <intrinsic rettype='__m256d' name='_mm256_add_pd'>
2 <type>Floating Point</type>
3 <CPUID>AVX</CPUID>
4 <category>Arithmetic</category>
5 <parameter varname='a' type='__m256d' />
6 <parameter varname='b' type='__m256d' />
7 <description>
8 Add packed double-precision (64-bit)
9 floating-point elements in "a" and "b",
10 and store the results in "dst".
11 </description>
12 <operation>
13 FOR j := 0 to 3
14 i := j*64
15 dst[i+63:i] := a[i+63:i] + b[i+63:i]
16 ENDFOR
17 dst[MAX:256] := 0
18 </operation>
19 <instruction name='vaddpd' form='ymm, ymm, ymm' />
20 <header>immintrin.h</header>
21 </intrinsic>

```

Figure 2. XML specification of the `_mm256_add_pd` intrinsic.

the Intel Intrinsics Guide; these are then packed as a jar file that is later published in the Maven Central Repository [5] for deployment. At the time of writing, we use the latest version of the intrinsics specifications stored as data-3.3.16.xml file, and build the generator such that it anticipates future extensions in the specifications. Figure 1 shows a high-level overview of the generation process, which we explain step-by-step next.

Parse XML intrinsics specification. The first step in the generation process extracts the information from the XML file. As shown in an example (Figure 2), for each intrinsics, the XML file contains a name that defines the intrinsics

function, return type, ordered list of each argument of the function with the corresponding type, CPUID parameter, that correspond to the ISA set, and a category parameter.

Generate ISA-specific DSL in LMS. For each intrinsic function we implement four building blocks that define the eDSL. These are represented in terms of implementation classes provided by the LMS framework. The classes `Def[T]` and `Exp[T]` together define a computation graph. Subclasses of `Def[T]` implement graph nodes that represent individual computations, e.g., `Plus(a, b)`. Here, `a` and `b` are values of type `Exp[T]`: either constants `Const(.)` or symbols `Sym(id)` that refer to other graph nodes through a numeric index `id`. The four necessary building blocks are as follows:

1. Definition of the intrinsic function represented as a subclass of `Def[T]`.
2. Implicit conversion from expression `Exp[T]` to definition `Def[T]`, looking up a computation node given a symbolic reference.
3. Mirroring function that converts a `Def[T]` into expression `Exp[T]`, potentially applying a transformation.
4. Unparsing routine that converts each `Def[T]` into C/C++ string.

To complete the first part, we define `IntrinsicsDef[T]`, an abstract class that each intrinsic definition will inherit:

```
1 abstract class IntrinsicsDef[T:Manifest] extends Def[T] {
2   val category: List[IntrinsicsCategory]
3   val intrinsicType: List[IntrinsicsType]
4   val performance: Map[MicroArchType, Performance]
5   val header: String
6 }
```

Then for each intrinsic function, we define a Scala case class that corresponds to the intrinsic function's name, its input arguments and return type. Each case class contains the category, the type of the intrinsic and performance informations when available. Additionally, we also include the header where the C/C++ intrinsic is defined:

```
1 case class MM256_ADD_PD(
2   a: Exp[_m256d], b: Exp[_m256d]
3 ) extends IntrinsicsDef[_m256d] {
4   val category = List(Arithmetic)
5   val intrinsicType = List(FloatingPoint)
6   val performance = Map.empty[MicroArchType, Performance]
7   val header = "immintrin.h"
8 }
```

With the current definition we allow a particular intrinsic to pertain to several categories. The header information gives us the control to include the correct header when unparsing the code to C/C++ code. Performance information is included but is not used in the staging process.

Next we generate Scala code for the implicit conversion from intrinsic expressions to definitions. This routine is essential in LMS, as it provides automatic conversion of the staged code into static single assignment (SSA) form. In most cases it is sufficient to rely on the Scala compiler to automatically perform the implicit conversion:

```
1 def _mm256_add_pd(a: Exp[_m256d], b: Exp[_m256d])
2   : Exp[_m256d] = MM256_ADD_PD(a, b)
```

The LMS framework supports DSL transformations by substitution. Once a substitution is defined, LMS creates new definitions. However, when no substitution is available, a definition has to be converted to an expression through a routine of mirroring that converts a `Def[T]` back to `Exp[T]`, potentially creating a new definitions for subexpressions as part of the transformation:

```
1 override def mirror[A:Typ](e: Def[A], f: Transformer)
2   (implicit pos: SourceContext): Exp[A] = (e match {
3     case MM256_ADD_PD(a, b) =>
4       _mm256_add_pd(f(a), f(b))
5     case MM256_ADD_PS(a, b) =>
6       _mm256_add_ps(f(a), f(b))
7     // ... a lot more patterns to match
8     case _ => super.mirror(e, f)
9   })
```

Once code is generated for all these routines and for each intrinsic, the final step is to generate code to perform the unparsing of the DSL into C code. The unparsing routine is done similarly to the mirroring routine, by pattern matching each DSL definition to produce the corresponding C expression:

```
1 override def emitNode(s: Sym[Any], r: Def[Any]) = r match {
2   case iDef@MM256_ADD_PD(a, b) =>
3     headers += iDef.header
4     emitValDef(sym, s"_mm256_add_pd(${a}, ${b})")
5     // ... a lot more patterns to match
6     case _ => super.emitNode(sym, rhs)
7 }
```

Infer intrinsic mutability As mentioned before, when code is generated for the implicit conversion of an intrinsic expression to the intrinsic definition, we can rely on the Scala compiler to match the correct implicit method. This works correctly for immutable expressions, but not all intrinsic are immutable. For example, each intrinsic that loads and stores from/to memory creates effects that have to be handled by LMS. The semantic of these effects is essential in scheduling the DSL.

To resolve this problem, we use the category information of each intrinsic (see Figure 2), and implement a conservative heuristic to generate the effects:

- Each time an intrinsic is discovered with a load category, we generate a read effect on each argument that is a memory location.
- Each time an intrinsic is discovered with a store category, we generate a write effect on each argument that is a memory location.

For example, an AVX load of 4 doubles has the form of:

```
1 def _mm256_load_pd[A[_], U:Integral](
2   mem_addr: Exp[A[Double]], mem_addrOffset: Exp[U]
3 )(implicit cont: Container[A]): Exp[_m256d] = {
4   cont.read(mem_addr)
5   (MM256_LOAD_PD(mem_addr, mem_addrOffset)
6     (implicitly[Integral[U]], cont))
7 }
```

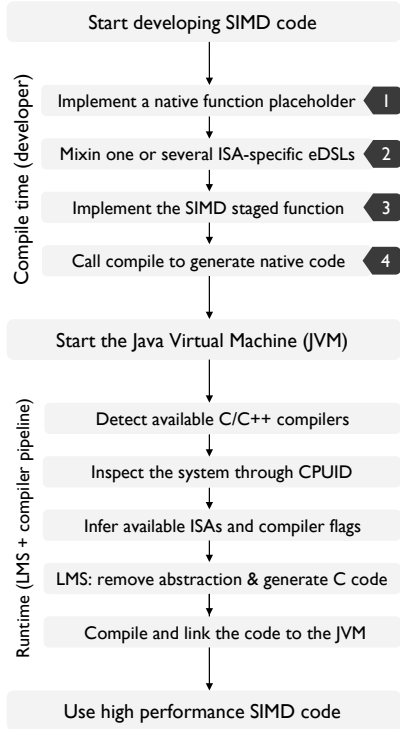


Figure 3. Developing explicit vectorized code in the JVM using SIMD eDSLs.

The heuristics is invoked on each intrinsics that performs loads, stores, maskstores, maskloads, gather, scatters and other intrinsics that perform memory-related operations.

Split each ISA specific DSL into subclasses The JVM has a hard limit of 64KB on the size of each method, which is an obstacle in generating the unparsing and mirroring routines for large ISA, such as AVX-512 or KNC. To avoid this obstacle, and still keep the LMS design pattern, we decided to split the ISA specific DSLs into subclasses that inherit each other.

3.3 Developing Explicitly Vectorized Code in the JVM Using SIMD eDSLs

Figure 3 gives a high-level overview of how to use explicit vectorization in the JVM. The process consists of two parts: compile-time tasks, done by the high-performance code developer, and runtime tasks that are done automatically by LMS and our compiler pipeline. Specifically, the compile-time tasks of the developer comprise four steps:

1. Implement a native function placeholder that will represent the vectorized code.
2. Create a DSL instance by instantiating one or mixing several ISA-specific eDSLs.
3. Implement the SIMD logic as a staged function.
4. Call the provided `compile` routine to generate, compile and link the code in the JVM.

```

1  import ch.ethz.acl.commons.cir.IntrinsicsIR
2  import com.github.dwickern.macros.NameOf._
3
4  class NSaxpy {
5
6      // Step 1: Placeholder for the SAXPY native function
7      @native def apply (
8          a      : Array[Float],
9          b      : Array[Float],
10         scalar : Float,
11         n      : Int
12     ): Unit
13
14     // Step 2: DSL instance of the intrinsics
15     val cIR = new IntrinsicsIR
16     import cIR._
17
18     // Step 3: Staged SAXPY function using AVX + FMA
19     def saxpy_staged(
20         a_imm : Rep[Array[Float]],
21         b      : Rep[Array[Float]],
22         scalar : Rep[Float],
23         n      : Rep[Int]
24     ): Rep[Unit] = { import ImplicitLift._
25         // make array `a` mutable
26         val a_sym = a_imm.asInstanceOf[Sym[Array[Float]]]
27         val a = reflectMutableSym(a_sym)
28         // start with the computation
29         val n0 = (n >> 3) << 3
30         val vec_s = _mm256_set1_ps(scalar)
31         forloop(0, n0, fresh[Int], 8, (i : Rep[Int]) => {
32             val vec_a = _mm256_loadu_ps(a, i)
33             val vec_b = _mm256_loadu_ps(b, i)
34             val res = _mm256_fmadd_ps(vec_b, vec_s, vec_a)
35             _mm256_storeu_ps(a, res, i)
36         })
37         forloop(n0, n, fresh[Int], 1, (i : Rep[Int]) => {
38             a(i) = a(i) + b(i) * scalar
39         })
40     }
41
42     // Step 4: generate the saxpy function,
43     // compile it and link it to the JVM
44     compile(saxpy_staged _, this, nameOf(apply _))
45 }
  
```

Figure 4. A complete implementation of the BLAS 1 routine SAXPY in the JVM using AVX and FMA SIMD intrinsics.

After the four steps are completed, and the JVM program is started, the compiler pipeline is invoked with the `compile` routine. This will perform system inspection, search for available compilers and opportunistically pick the optimal compiler available on the system. In particular, it will attempt to find `icc`, `gcc` or `llvm/clang`. After a compiler is found, the runtime will determine the target CPU, as well as the underlying micro-architecture to derive available ISAs. This allows us to have full control over the system, as well as to be able to pick the best mix of compiler flags for each compiler.

Once this process is completed, the user-defined staged function is executed, which assembles a computation graph of SIMD instructions. From this computation graph, LMS generates vectorized C code. This code is then automatically compiled as a dynamic library with the set of derived compiler flags, and linked back into the JVM. To link the native code into the JVM, JNI requires the C functions header to contain the `Java_` prefix, followed by package name, class

```

1 // take 8 __m256 vector types, transpose their
2 // values, returning 8 __m256 vectors.
3 def transpose(row: Seq[Exp[__m256]]) = {
4   val __tt = row.grouped(2).toSeq.flatMap({
5     case Seq(a, b) => Seq (
6       _mm256_unpacklo_ps(a, b),
7       _mm256_unpackhi_ps(a, b)
8     )
9   }).grouped(4).toSeq.flatMap({
10    case Seq(a, b, c, d) => Seq(
11      _mm256_shuffle_ps(a, c, 68),
12      _mm256_shuffle_ps(a, c, 238),
13      _mm256_shuffle_ps(b, d, 68),
14      _mm256_shuffle_ps(b, d, 238)
15    )
16  })
17  val zip = __tt.take(4) zip __tt.drop(4)
18  val f = _mm256_permute2f128_ps _
19  zip.map({ case (a, b) => f(a, b, 0x20) }) ++
20  zip.map({ case (a, b) => f(a, b, 0x31) })
21 }
22 // Perform Matrix-Matrix-Multiplication
23 def staged_mmm_blocked (
24   a      : Rep[Array[Float]],
25   b      : Rep[Array[Float]],
26   c_imm  : Rep[Array[Float]],
27   n      : Rep[Int]          // assume n == 8k
28 ): Rep[Unit] = {
29   val c_sym = c_imm.asInstanceOf[Sym[Array[Float]]]
30   val c = reflectMutableSym(c_sym)
31   forloop(0, n, fresh[Int], 8, (kk: Exp[Int]) => {
32     forloop(0, n, fresh[Int], 8, (jj: Exp[Int]) => {
33       // Load the block of matrix B and transpose it
34       val blockB = transpose((0 to 7).map { i =>
35         _mm256_loadu_ps(b, (kk + i) * n + jj)
36       })
37       // Multiply all the vectors of a of the
38       // corresponding block column with the running
39       // block and store the result in matrix C
40       forloop(0, n, fresh[Int], 1, (i: Exp[Int]) => {
41         val rowA = _mm256_loadu_ps(a, i * n + kk)
42         val mulAB = transpose(
43           blockB.map(_mm256_mul_ps(rowA, _))
44         )
45         def f(l: Seq[Exp[__m256]]): Exp[__m256] =
46           l.size match {
47             case 1 => l.head
48             case s =>
49               val lhs = f(l.take(s/2))
50               val rhs = f(l.drop(s/2))
51               _mm256_add_ps(lhs, rhs)
52           }
53         val rowC = _mm256_loadu_ps(c, i * n + jj)
54         val accC = _mm256_add_ps(f(mulAB), rowC)
55         _mm256_storeu_ps(c, accC, i * n + jj)
56       })
57     })
58   })
59 }

```

Figure 5. Implementation of MMM in the JVM using AVX intrinsics

name and name of the native function. The compile routine automates this process using JVM reflection and some lightweight use of Scala macros. By this automation, we ensure the interoperability between the native function and the staged function, creating code robust to modifications and refactoring and eliminate the need for the developer to recompile the native code each time major code revision are performed on the low-level code or the class container.

Figure 4 illustrates a complete and self-contained implementation of a BLAS 1 routine called SAXPY [12], which

computes $y = y + \alpha x$ for given vectors x, y and scalar α . The expression for `loop(...)` creates a staged loop in the LMS computation graph.

3.4 Evaluation

To assess the viability of our approach we consider two ubiquitous kernel functions: the aforementioned SAXPY and matrix multiplication.

Experimental setup. We perform the tests on a Haswell enabled processor Intel Xeon CPU E3-1285L v3 3.10GHz with 32GB of RAM, running Debian GNU/Linux 8 (jessie), kernel 3.16.43-2+deb8u3. The available compilers are gcc 4.9.2-10 and Intel icc 17.0.0. The installed JVM is HotSpot 64-Bit Server 25.144-b01, supporting Java 1.8. To avoid the effects of frequency scaling and resource sharing on the measurements, Turbo Boost and Hyper-Threading are disabled.

We use ScalaMeter [17] to perform the benchmarks. To obtain precise results, we select a pre-configured benchmark that forks a new JVM virtual machine and performs measurements inside the clean instance. The new instance has a compilation threshold of 100 (`-XX:CompileThreshold=100`) and we perform at least 100 warm-up runs on all test cases to trigger the JIT compiler. Each test case is performed on a warm cache. Tests are repeated 30 times, and the median of the runtime is taken. We show the results as performance, measured in flops per cycle.

To inspect the JIT compilation of the HotSpot JVM, we use `-XX:UnlockDiagnosticVMOptions` that unlocks the diagnostic JVM options and `-XX:CompileCommand=print` to output the generated assembly. In all test cases we observe the full-tiered compilation starting from the C1 compiler to the last phase of the C2 compiler. For a fair comparison between the JVM and our generated intrinsics code, we consider the C2 compiled version of the bytecode only, excluding the JIT warm-up time and the LMS generation overhead.

SAXPY We compare the generated SAXPY vector code, shown in Figure 4, against an equivalent Java implementation:

```

1 public class JSaxpy {
2   public void apply(float[] a, float[] b, float s, int n){
3     for (int i = 0; i < n; i += 1)
4       a[i] += b[i] * s;
5   }
6 }

```

Figure 6a shows the performance comparison. First we note the similarity in performance, which is not surprising since SAXPY has low operational intensity and the simplicity of the code enables efficient autovectorization. Indeed, the assembly diagnostics confirms this but reveals that the JVM only uses SSE whereas our staged version uses AVX and FMA, which explains the better performance for larger sizes.

For small sizes that are L1 cache resident the Java implementation does better. This is because JNI methods are not inlined and incur additional cost to be invoked.

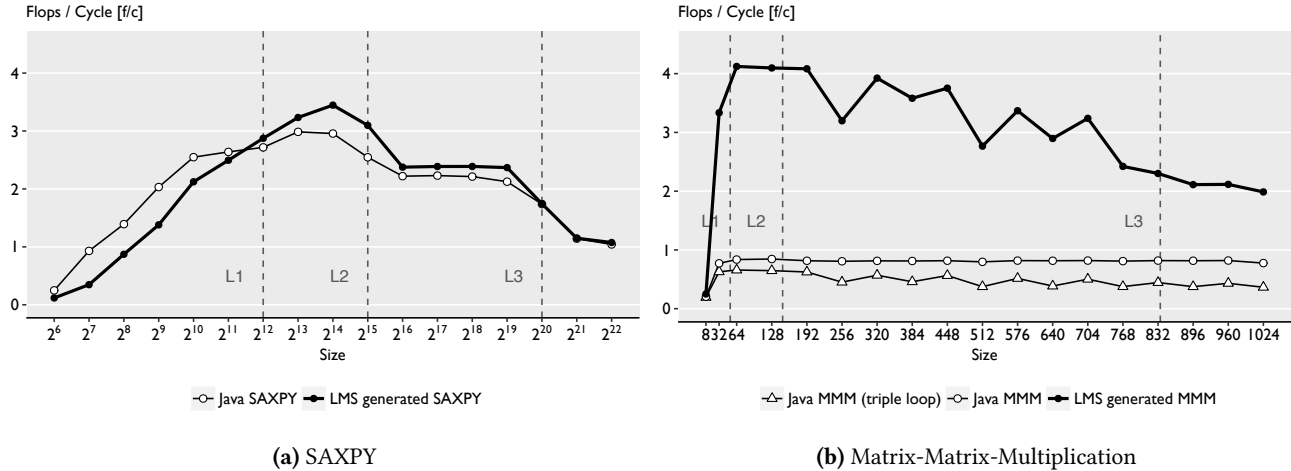


Figure 6. Performance analysis: Java implementation vs LMS intrinsics generated code.

Matrix-matrix multiplication (MMM). For the second benchmark we chose MMM, which has a high operational intensity and is known to benefit from various optimizations such as blocking and vectorization [32]. We consider three versions. The first is a standard Java implementation of a triple MMM loop. The two other versions are a blocked version of MMM, with block size of 8, the first implemented in Java, and the second implemented using AVX intrinsics in Scala. For simplicity, we assume that the matrix has size $n = 8k$, and provide the implementation in Figure 5.

Our Scala implementation uses the SIMD intrinsics with high level constructs of the Scala language, including pattern matching (lines 5, 10, 19, 20, etc), lambdas (lines 4, 10, 34), Scala collections (lines 4, 34, etc), closures (line 45) and others that are not available in low-level C code. Once LMS removes the abstraction overhead, the MMM function results in a high-performance implementation. The performance comparison in Figure 6b shows that the use of explicit vectorization through SIMD intrinsics can offer improvements up to 5x over the blocked Java implementation, and over 7.8x over the baseline triple loop implementation.

The assembly analysis shows that the C2 compiler will unroll the hot loops in both Java versions, but does generate SIMD instructions, which explains the low performance.

Automatic SIMD eDSL generator. The predecessor of the Intel Intrinsics Guide web application was a Java application sharing the same name. The older versions of both Java and the web application contained older version of the intrinsics specifications, e.g., without AVX-512. However, Intel does not offer these versions, and continuously updates the XML specifications, improving the description / performance of each intrinsic function.

Using tools such as the Wayback Machine, a digital archive that mirrors web-site states at a given date, we were able to salvage older, pre-captured iterations of the intrinsics

Specification	Date	Specification	Date
data-3.2.2.xml	03.09.2014	data-3.3.14.xml	12.01.2016
data-3.3.1.xml	17.10.2014	data-3.3.16.xml	26.01.2016
data-3.3.11.xml	27.07.2015	data-3.4.xml	07.09.2017

Table 3. Intel Intrinsics Guide XML specifications.

specifications, shown in Table 3. Then we instructed our eDSL generator to re-generate each ISA-specific eDSL.

Our results show that our eDSL generator is robust towards minor changes on the XML specifications, being able to retrospectively generate eDSLs for recent years. We believe that if Intel uses the same XML schema for new releases, our generator should be robust to new ISA updates, as long as the new ISA has similar properties than its predecessor.

3.5 Limitations

Our approach provides low-level control for performance optimizations to the Java developer but comes at a price. We discuss a number of technical issues that would be good to resolve to further improve ease-of-use and maintainability.

Currently, there is no mechanism to ensure the isomorphism between the native function placeholder and the staged function. As a result, it is the responsibility of the developer to define this isomorphic relation upon compile time. The current use of Scala macros makes the code robust in terms of refactoring and modifications, which is quite convenient compared to manually maintaining isomorphism between native C/C++ and JVM code. A more diligent use of Scala macros could potentially resolve this problem and ensure complete isomorphic binding of JNI and staged functions.

LMS does not provide any mechanism to deal with exceptions such as segfaults from generated code. Therefore it is the responsibility of the developer to write valid SIMD code. LMS is also not optimized for fast code generation, which might result in an overhead surpassing the HotSpot

interpretation speed when used to generate functions that are computationally light.

Another limitation is a consequence of the complex memory model in the HotSpot JVM. Once arrays are used in the native code, `GetPrimitiveArrayCritical` must be invoked to obtain the memory space of the array. Depending on the state of the garbage collector (GC), the array might end up on different segments on the heap, which could result in a copy once the native code tries to access the memory space, or the JVM could decide to temporarily disable the GC. Although we did not experience an array copy in any test case performed, we believe that the use of LMS intrinsics is best suited for compute-bound problems, where the copy overhead can be leveraged by the fast runtime of SIMD instructions upon each JNI invocation. Some of the issues with JVM arrays can be avoided by using Java NIO buffers or off-heap memory allocated with the `sun.misc.Unsafe` package.

4 Build Your Own Virtual ISA

In the previous section, we demonstrated the use of SIMD intrinsics in developing high performance code, based on high-level constructs of the Scala language. However, with the use of metaprogramming and staging provided by LMS, we can also use the SIMD intrinsics to build new low-level abstractions and provide a functionality similar to the SVMML short vector math library that is typically implemented by low-level C/C++ compilers. As an example, we build abstractions for low-precision arithmetic and, in particular, building blocks for the stochastic gradient descent (SGD) algorithm.

SGD is currently among the most popular algorithms in machine learning, used for training neural networks [1, 22]. It consists of two main building blocks: a dot-product operator and a scale-and-add operator. The use of low precision is an important optimization in SGD for deep learning as it reduces both computation time and data movement for increased performance and efficiency [30].

In this section we build a virtual variable-precision ISA that implements the dot product operator, operating on arrays of 32, 16, 8 and 4-bit precision. For 32 and 16-bit we use floating point, which is natively supported by the hardware; for the lower precision formats, we use quantized arrays [30]. Quantization is a lossy compression technique that maps continuous values to a finite set of fixed bit-width numbers. For a given vector v of size n and precision of b bits, we first derive a factor s_v that scales the vector elements v_i into the representable range:

$$s_v = \frac{2^{b-1} - 1}{\max_{i \in [1, n]} |v_i|}.$$

The scaled v_i are then quantized stochastically:

$$v_i \rightarrow \lfloor v_i \cdot s_v + \mu \rfloor$$

where μ is drawn uniformly from the interval $(0, 1)$. With this, a quantized array consists of one scaling factor and an array of quantized b -bit values.

4.1 Implementation

32-bit. For the 32-bit version, we use the built-in hardware support for floating point. In Java, we can only express scalar (non-vectorized) code to multiply / add values; using our LMS intrinsics we have access to AVX2 and FMA.

16-bit. For the 16-bit version we use a half-precision floating point format, available as a separate ISA extension called FP16C that provides instructions to convert a 32-bit float into 16-bit float, and vice-versa. We use these instructions to load and store the data in 16-bit format, and perform computations on the 32-bit format. In Java, there is no access to half-precision floating point; thus, instead, we quantize the values as shown before to type `short`.

8-bit. We base our 8-bit version on Buckwild! [23]. Both LMS intrinsics and the Java implementation operate on quantized values, using a scaling factor and an array of type `byte` to hold the 8-bit two's complements values.

4-bit. We base this version on the analysis in the ZipML framework [33]. The values are not two's complement, but sign-bit followed by the base in binary format, and stored as pairs inside the 8-bit values of a `byte` array.

Scala implementation. In Scala, we can abstract the precision as a number that reflects the bit length of the format, and provide two virtual intrinsics functions:

```
1 int dot_ps_step (int bits);
2 __m256 dot_ps (int bits, void* x, void* y);
```

`dot_ps_step` returns the number of elements processed by `dot_ps` for a given bit length. For example, in the case of 32, 16 and 8-bit versions, 32 elements are processed at a time and in the case of the 4-bit, 128 elements at a time. `dot_ps` takes the bit length and two memory addresses. According to the bit length, it will select the corresponding bit format, load from the array, compute the dot product and return the result. Assuming the arrays are padded with their corresponding `dot_ps_step` value, the two intrinsics allows us to easily build for loops with increment defined by the `dot_ps_step`, such that `dot_ps` is invoked at each iteration. Finally, the resulting dot product with variable precision is a sum reduction of 8 floats stored in the `acc` variable:

```
1 def dot_AVX2[T] (bits: Rep[Int],
2 a: Rep[Array[T]], b: Rep[Array[T]], len: Rep[Int]
3 ): Rep[Float] = {
4   var acc = _mm256_setzero_ps();
5   val increment = dot_ps_step(bits);
6   forloop(0, len, fresh[Int], increment, i => {
7     acc += dot_ps(bits, a + i, b + i)
8   })
9   reduce_sum(acc)
10 }
```

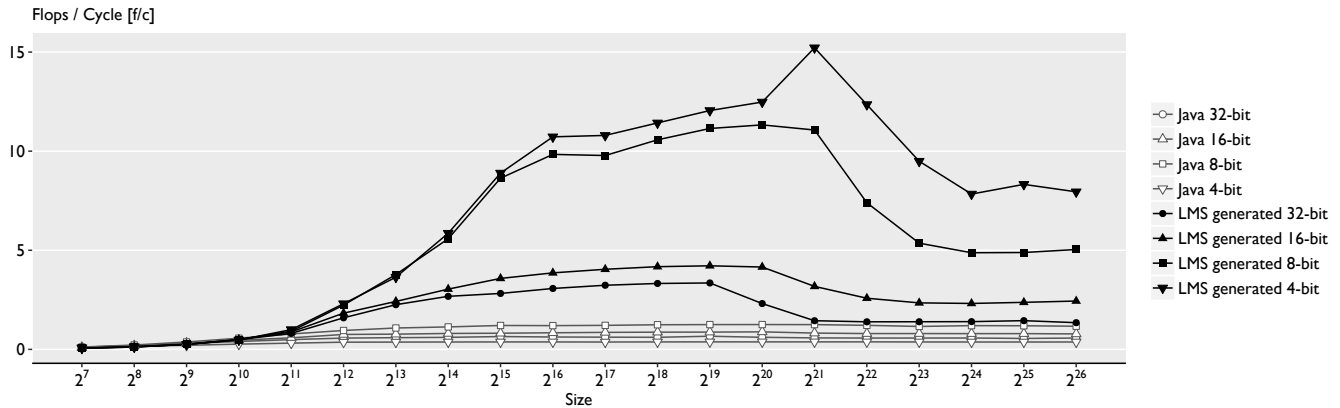


Figure 7. Performance analysis: Variable Precision.

In the 16-bit version, we use the `_mm256_cvtpd_ps` intrinsics to convert the half-precision format into 32-bit floating point number. In the 8-bit and 4-bit version we benefit from `_mm256_sign_epi8` and `_mm256_abs_epi8` combined with `_mm256_maddubs_epi16` and `_mm256_madd_epi16` to perform fast additions and multiplications, that result in a 32-bit values, without spending a single instruction to perform casts. Additionally, in the 4-bit version, we benefit from intrinsics to perform wide range of bit-wise manipulations to extract the base and the sign of the 4-bit values. Note that this version of dot product is implemented such that existence of AVX2 and FP16C is assumed. It is possible to abstract the use of the dot operator to an ISA-agnostic implementation as shown in [27], and performance could be improved using methods as prefetching, particularly in the 8-bit [23] and 4-bit version, however we did not apply these techniques.

Java implementation. We implement each case as a separate class corresponding to the 32, 16, 8 and 4 bit versions. The simplest dot product is the 32-bit version. Java does not support bit manipulation or numerical expression on types lower than 32-bits. Instead, 16-bit and 8-bit types are promoted to 32-bit integers before operations are performed. To provide a fair comparison, we write the 16, 8 and 4-bit versions of the dot product such that we block the loop, and accumulate into integer values, avoiding unnecessary type promotion as much as possible.

4.2 Evaluation

We use the same experimental setup as in section 3.4. For each benchmark, we use the identical flop (or op for 8 and 4 bit) count of $2n$ for the dot-product, where n is the size of the quantized array.

Figure 7 shows the obtained results. Our 4-bit implementation outperforms HotSpot by a factor of up to 40x, the 8-bit up to 9x, the 16-bit up to 4.8x, and the 32-bit version up to 5.4x. There are several reasons for the speedups obtained with the use of SIMD intrinsics. In the 32-bit case, we see

the limitation of SLP to detect and optimize reductions. In the 16-bit, there is no way to obtain access in Java to an ISA such as FP16C. And in the 8-bit and 4-bit case, Java is severely outperformed since it does type promotion when dealing with integers. However, the largest speedup of 40x in the 4-bit case is due to the domain knowledge used for the implementing the dot product, that the HotSpot compiler cannot synthesize with a lightweight autovectorization such as SLP.

5 Related Work

We review different lines of related work.

Explicit vectorization in the JVM. The first approach to expose data parallelism was the implementation of the Java Vectorization Interface (JVI) as part of the Jittrino JIT compiler [13]. JVI is designed as a an abstract vector interface that provides set of methods as vector operators. This methods are later compiled to different vector instructions, such as SSE and AVX. The approach offers competitive results in some case, but is limited in the SIMD instructions it supports and subsequent iterations of post-AVX ISAs. Similarly to JVI, Oracle has ongoing research developing cross-platform APIs that can leverage SIMD instructions. Implemented as part of an experimental JVM called Panama [9], SIMD instructions are used in immutable vector types, parameterized by element type and size. Similarly to JVI, Panama also suffers from limited support of vector ISAs, and requires a specific JVM. Both approaches abstract SIMD instructions, which limits the ability of a developer to tune the code to a particular microarchitecture.

Autovectorization in the JVM. Initially introduced in the Jikes RVM [4], the HotSpot JVM uses SLP [11] based autovectorization. SLP is limited and is only able to vectorize basic blocks consisting of groups of isomorphic instructions, generating SSE and AVX code. Partial support of FMA and AVX-512 is only planned for Java 9 [9].

Support of low-level code in the JVM. Sulong [18] is a system to execute low-level languages such as C/C++, Fortran, Ada, and Haskell in the JVM. Sulong is capable of handling low-level languages that compile to LLVM, using LLVM IR interpreter built on top of the Truffle framework [31], running on the Graal VM. While this approach can bring a support of low-level instructions in the JVM, it does not support SIMD instructions, as Graal does not provide sufficient analysis for vectorization. Furthermore, due to interpretation, Sulong is shown to be outperformed by native compilers such as gcc.

Automatic generation of DSLs in LMS. DSLs have been generated into LMS before. Yin-Yang [10] automatically generates deep DSL embeddings from their shallow counterparts by reusing the core translation. Forge [28] generates DSLs from a declarative specification. None of the approaches have been challenged to generate DSLs of the scale imposed by the large amount of SIMD intrinsics, nor were they designed to automatically infer effects of mutability.

SIMD intrinsics in LMS. A limited support of SIMD instructions has been introduced while abstracting vectors architectures [27]. This approach has been used in generating libraries for high-performance code, and integration with the JVM has not been demonstrated. On an even lower level, LMS has been used to define domain-specific ISAs by generate specialized hardware [6, 7].

6 Conclusion

Our work shows how metaprogramming techniques can be used to bridge the gap between high-level managed languages and the need to access low-level instructions in high performance code development. Specifically, we showed how to provide access to SIMD intrinsics in the HotSpot JVM, thus eliminating the need to write C/C++ code. Two key techniques underlie our approach. First is the use of embedded DSLs to express intrinsics inside JVM languages such as Scala. These are generated directly from the vendor XML specification, which enables complete intrinsics support and fast updates in the future. Second is the use of staging to convert SIMD intrinsics interspersed with Scala code into high-performant C kernels, which are then compiled and linked via JNI. The challenge in our work is in the systematic handling of large sets of functions, converting them into sets of DSLs, automatically inferring their side effects, and creating a compiler and code generation pipeline for convenient and productive development. We show how the SIMD support in JVM can be used to build powerful high-level and low-level abstractions while offering significant, often manifold speedup over the autovectorizing HotSpot JIT compiler.

Acknowledgments

This research was partially supported under NSF awards 1553471 and 1564207, and DOE award DE-SC0018050. The authors also wish to thank Kevin J. Brown for the inspiring discussion that lead to the creation of our low precision ISA.

References

- [1] Léon Bottou. 1991. Stochastic gradient learning in neural networks. *Proceedings of Neuro-Nimes* 91, 8 (1991).
- [2] Hassan Chafi, Zach DeVito, Adriaan Moors, Tiark Rompf, Arvind K. Sujeeth, Pat Hanrahan, Martin Odersky, and Kunle Olukotun. 2010. Language virtualization for heterogeneous parallel computing. In *Proc. Object-Oriented Programming, Systems, Languages and Applications (OOPSLA)*. 835–847.
- [3] Intel Corporation. 2012. Intel Intrinsics Guide. <https://software.intel.com/sites/landingpage/IntrinsicsGuide/>. (2012). [Online; accessed 4-August-2017].
- [4] Sara Elshobaky, Ahmed El-Mahdy, and Ahmed El-Nahas. 2009. Automatic vectorization using dynamic compilation and tree pattern matching technique in Jikes RVM. In *Proc. Workshop on the Implementation, Compilation, Optimization of Object-Oriented Languages and Programming Systems, (ICOOOLPS)*. 63–69.
- [5] Apache Software Foundation. 2004. The Central Repository. <https://search.maven.org/>. (2004). [Online; accessed 4-August-2017].
- [6] Nithin George, HyoukJoong Lee, David Novo, Tiark Rompf, Kevin J. Brown, Arvind K. Sujeeth, Martin Odersky, Kunle Olukotun, and Paolo Jenne. 2014. Hardware system synthesis from Domain-Specific Languages. In *Proc. Field-Programmable Logic and Applications (FPL)*. 1–8.
- [7] Nithin George, David Novo, Tiark Rompf, Martin Odersky, and Paolo Jenne. 2013. Making domain-specific hardware synthesis tools cost-efficient. In *Field-Programmable Technology (FPT)*. 120–127.
- [8] IBM. 2005. J9 Virtual Machine (JVM). https://www.ibm.com/support/knowledgecenter/SSYKE2_8.0.0/com.ibm.java.lnx.80.doc/user/java_jvm.html. (2005). [Online; accessed 4-August-2017].
- [9] Vladimir Ivanov. 2017. VectorizaAon in HotSpot JVM. http://cr.openjdk.java.net/~vlivanov/talks/2017_Vectorization_in_HotSpot_JVM.pdf. (2017). [Online; accessed 4-August-2017].
- [10] Vojin Jovanovic, Amir Shaikhha, Sandro Stucki, Vladimir Nikolaev, Christoph Koch, and Martin Odersky. 2014. Yin-Yang: concealing the deep embedding of DSLs. In *Proc. Generative Programming: Concepts and Experiences (GPCE)*. 73–82.
- [11] Samuel Larsen and Saman Amarasinghe. 2000. Exploiting Superword Level Parallelism with Multimedia Instruction Sets. In *Proc. Programming Language Design and Implementation (PLDI)*. 145–156.
- [12] C. L. Lawson, Richard J. Hanson, D. R. Kincaid, and Fred T. Krogh. 1979. Basic Linear Algebra Subprograms for Fortran Usage. *Transactions on Mathematical Software (TOMS)* 5, 3 (1979), 308–323.
- [13] Jiutao Nie, Buqi Cheng, Shisheng Li, Ligang Wang, and Xiao-Feng Li. 2010. Vectorization for Java. In *Proc. Network and Parallel Computing (NPC)*. 3–17.
- [14] Nate Nystrom. 2013. Scala Unsigned. <https://github.com/nystrom/scala-unsigned>. (2013). [Online; accessed 4-August-2017].
- [15] Oracle. 2002. Oracle JRockit JVM. <http://www.oracle.com/technetwork/middleware/jrockit/overview/index.html>. (2002). [Online; accessed 4-August-2017].
- [16] Michael Paleczny, Christopher Vick, and Cliff Click. 2001. The Java hotspot™ Server Compiler. In *Proc. Symposium on Java™ Virtual Machine Research and Technology Symposium - Volume 1*.
- [17] Aleksandar Prokopec. 2012. ScalaMeter. <https://scalameter.github.io>. (2012). [Online; accessed 4-August-2017].
- [18] Manuel Rigger, Matthias Grimmer, Christian Wimmer, Thomas Würthinger, and Hanspeter Mössenböck. 2016. Bringing low-level

- languages to the JVM: efficient execution of LLVM IR on Truffle. In *Proc. Workshop on Virtual Machines and Intermediate Languages (VMIL)*. 6–15.
- [19] Tiark Rompf, Nada Amin, Adriaan Moors, Philipp Haller, and Martin Odersky. 2012. Scala-Virtualized: linguistic reuse for deep embeddings. *Higher-Order and Symbolic Computation* 25, 1 (2012), 165–207.
- [20] Tiark Rompf and Martin Odersky. 2010. Lightweight modular staging: a pragmatic approach to runtime code generation and compiled DSLs. In *Proc. Generative Programming And Component Engineering, Proceedings (GPCE)*. 127–136.
- [21] Tiark Rompf and Martin Odersky. 2012. Lightweight modular staging: a pragmatic approach to runtime code generation and compiled DSLs. *Commun. ACM* 55, 6 (2012), 121–130.
- [22] David E Rumelhart, Geoffrey E Hinton, Ronald J Williams, et al. 1988. Learning representations by back-propagating errors. *Cognitive modeling* 5, 3 (1988), 1.
- [23] Christopher De Sa, Matthew Feldman, Christopher Ré, and Kunle Olukotun. 2017. Understanding and Optimizing Asynchronous Low-Precision Stochastic Gradient Descent. In *Proc. International Symposium on Computer Architecture, (ISCA)*. 561–574.
- [24] SAP. 2011. SAP Java Virtual Machine (JVM). <https://help.sap.com/viewer/65de2977205c403bbc107264b8eccf4b/Cloud/en-US/da030d10d97610149defa1084cb0b2f1.html>. (2011). [Online; accessed 4-August-2017].
- [25] Fridtjof Siebert. 2007. Realtime garbage collection in the JamaicaVM 3.0. In *Proc. Workshop on Java Technologies for Real-time and Embedded Systems (JTRES)*. 94–103.
- [26] Skelmir. 1998. Embedded Virtual Machines (VM) to host Java applications. <https://www.skelmir.com/products>. (1998). [Online; accessed 4-August-2017].
- [27] Alen Stojanov, Georg Ofenbeck, Tiark Rompf, and Markus Püschel. 2014. Abstracting Vector Architectures in Library Generators: Case Study Convolution Filters. In *Proc. Workshop on Libraries, Languages, and Compilers for Array Programming (ARRAY)*. 14–19.
- [28] Arvind K. Sujeeth, Austin Gibbons, Kevin J. Brown, HyoukJoong Lee, Tiark Rompf, Martin Odersky, and Kunle Olukotun. 2013. Forge: generating a high performance DSL implementation from a declarative specification. In *Proc. Generative Programming: Concepts and Experiences (GPCE)*. 145–154.
- [29] Christian Wimmer, Michael Haupt, Michael L. Van de Vanter, Mick J. Jordan, Laurent Daynès, and Doug Simon. 2013. Maxine: An Approachable Virtual Machine For, and In, Java. *ACM Transactions on Architecture and Code Optimization (TACO)* 9, 4 (2013), 30:1–30:24.
- [30] Jiayang Wu, Cong Leng, Yuhang Wang, Qinghao Hu, and Jian Cheng. 2016. Quantized Convolutional Neural Networks for Mobile Devices. In *Proc. Conference on Computer Vision and Pattern Recognition (CVPR)*. 4820–4828.
- [31] Thomas Würthinger, Christian Wimmer, Andreas Wöß, Lukas Stadler, Gilles Duboscq, Christian Humer, Gregor Richards, Doug Simon, and Mario Wolczko. 2013. One VM to rule them all. In *Proc. Symposium on New Ideas in Programming and Reflections on Software (Onward!)*. 187–204.
- [32] Kamen Yotov, Xiaoming Li, Gang Ren, María Jesús Garzarán, David A. Padua, Keshav Pingali, and Paul Stodghill. 2005. Is Search Really Necessary to Generate High-Performance BLAS? *Proc. IEEE* 93, 2 (2005), 358–386.
- [33] Hantian Zhang, Jerry Li, Kaan Kara, Dan Alistarh, Ji Liu, and Ce Zhang. 2017. ZipML: Training Linear Models with End-to-End Low Precision, and a Little Bit of Deep Learning. In *Proc. International Conference on Machine Learning (ICML)*. 4035–4043.

A Artifact description

Submission and reviewing guidelines and methodology:
<http://cTuning.org/ae/submission-20160509.html>

A.1 Abstract

To reproduce the results presented in our work, we provide an artifact that consist of two parts:

- **lms-intrinsics**, a precompiled jar library that includes all Intel-based SIMD intrinsic functions, implemented as Scala eDSLs in LMS.
- **NGen**, a runtime implemented in Scala and Java, that enables the use of `lms-intrinsics` in the JVM and includes the experiments discussed in our work.

The SIMD based eDSLs follow the modular design of the LMS framework and are implemented as an external LMS library, separated from the JVM runtime. This allows the stand-alone use of `lms-intrinsics`, enabling LMS to generate x86-vectorized code outside the context of the JVM. The JVM runtime (NGen) demonstrates the use of the `lms-intrinsics` by providing the compiler pipeline to generate, compile, link, and execute the LMS-generated SIMD code and has a strong dependency on this library.

The experiments included in the artifact come in the form of microbenchmarks. While the most convenient deployment for this artifact would have been a Docker image through Collective Knowledge, we decided to eliminate the overhead imposed by the containers and provided a bare metal deployment that aims at providing as precise results as possible for our tests. To achieve that, we use the SBT (Simple Build Tool) to build and execute our experiments.

A.2 Description

A.2.1 Check-list (artifact meta information)

- **Algorithm:** Using SIMD intrinsic in the JVM. Experiments include dot-product on quantized arrays, BLAS routines: SAXPY and Matrix-Matrix-Multiplication.
- **Compilation:** `lms-intrinsics` is a precompiled library, compiled with Scala 2.11 and is available as a jar bundle, accessible through Maven. NGen requires Scala 2.11 and Java 1.8 for compilation. Both NGen and `lms-intrinsics` generate C code that is compiled with GCC, ICC, or LLVM.
- **Transformations:** To make SIMD instructions available in the JVM, NGen uses LMS as a staging framework. The user writes vectorized code in the eDSL in Scala, and NGen stages the code through multiple compile phases before execution.
- **Binary:** `lms-intrinsics` is a jar bundle. NGen includes binaries for SBT v0.13.6, as well as a small library for CPUID inspection and Sigar v1.6.5_01 (System Information Gatherer And Reporter <https://github.com/hyperic/sigar>) binaries. NGen has various dependencies on precompiled libraries that include BridJ, Apache Commons, ScalaMeter, Scala Virtualized, LMS, and `lms-intrinsics`. SBT automatically pulls all dependencies and their corresponding versions.
- **Data set:** Our experiments operate with random data, requiring no data set.

- **Run-time environment:** `lms-intrinsics` can run on any JVM that supports LMS and any operating system supported by the same JVM. Similarly, NGen could work in any JVM that supports LMS, reflection, and native code invocation, however our focus has been on the HotSpot JVM only, supporting Windows, Linux, and Mac OS X. Our results are most conveniently replicated on a Unix environment.
- **Hardware:** The NGen and `lms-intrinsics` generated code can run on any x86 and x86-64 architecture that supports at least one subset of the Intel intrinsic functions. We recommend a Haswell machine for verifying the results presented in the paper to obtain comparable results.
- **Run-time state:** We perform our tests using a warm cache scenario, warming the code and data cache many times before measurements begin. We advise that the replication of our experiments is done with minimal interference of other applications running on the system, and with technologies for frequency scaling and resource sharing disabled.
- **Output:** NGen generates the performance profile of each algorithm presented in this paper.
- **Experiment workflow:** We use SBT not only to compile the code, but also to run the experiments.
- **Experiment customization:** Customization is certainly possible and can be easily achieved by implementing any desired vectorized code in the Scala eDSL.
- **Publicly available:** Yes.

A.2.2 How delivered

The precompiled SIMD eDSLs library, as well as our JVM runtime, including the supporting experiments are publicly available through GitHub with the following links:

- <https://github.com/ivtoskov/lms-intrinsics>
- <https://github.com/astojanov/NGen>

Note that `lms-intrinsics` is also available through Maven, and can be used through SBT directly:

```
1 "ch.ethz.acl" %% "lms-intrinsics" % "0.0.5-SNAPSHOT"
```

A.2.3 Hardware dependencies

`lms-intrinsics` as well as NGen are able to generate C code that can run on any x86 and x86-64 architecture supporting Intel ISAs. However, the full set of our experiments requires at least a Haswell machine. Namely:

- SAXPY and MMM algorithms are implemented using AVX and FMA ISAs, and therefore require at least a Haswell enabled process. Broadwell, Skylake, Kaby Lake or later would also work.
- The dot product of the quantized arrays relies on AVX2, and FMA flags, but also uses the hardware random number generator, requiring the RDRAND ISA, as well FP16C to deal with half-precision floats.

We recommend disabling Intel Turbo Boost and Hyper-Threading technologies to avoid the effects of frequency scaling and resource sharing on the measurements. Note that these technologies can be easily disabled in the BIOS settings

of the machines that have BIOS firmware. Many Apple-based machines, such as the MacBook or others, do not have a user accessible BIOS firmware, and could only disable Turbo Boost using external kernel modules such as Turbo Boost Switcher (<https://github.com/rugarciap/Turbo-Boost-Switcher>).

A.2.4 Software dependencies

`lms-intrinsics` is a self-contained precompiled library and all of its software dependencies are handled automatically through Maven tools such as SBT. To build and run NGen, the following dependencies must be met:

- Git client, used by SBT to resolve dependencies.
- Java Development Kit (JDK) 1.8 or later.
- C compiler such as GCC, ICC or LLVM.

After installing the dependencies, it is quite important to have the binary executables available in the `$PATH`. This way the SBT tool will be able to process all compilation phases as well as to execute the experiments. Make sure that the following commands work on your terminal:

```
git --version
gcc --version
java -version
javac -version
```

It is also important to ensure that the installed JVM has an architecture that GCC can compile to. This is particularly important for Windows users: the 32-bit MinGW port of GCC will fail to compile code for 64-bit JVM.

A.3 Installation

The artifact can be cloned from the GitHub repository:

```
git clone https://github.com/astojanov/NGen
```

The artifact already includes a precompiled version of SBT. Therefore, to start the SBT console, we run:

```
cd NGen
# For Unix users:
./bin/sbt/bin/sbt
# For Windows users
bin\sbt\bin\sbt.bat
```

Once started, we can compile the code using:

```
> compile
```

Once invoked, SBT will automatically pull `lms-intrinsics` as well as all other dependencies and start the compilation.

A.4 Experiment workflow

Once SBT compiles the code, we can proceed with evaluating our experiments. We do this through the SBT console. To inspect the testing machine through the NGen runtime we use:

```
> test-only cgo.TestPlatform
```

The runtime will be able to inspect the CPU, identify available ISAs and compilers and inspect the current JDK. If the test platform is successfully identified, we can continue with the experiments.

Generating SIMD eDSLs. The `lms-intrinsics` bundle includes the automatic generator of SIMD eDSLs, invoked by:

```
> test-only cgo.GenerateIntrinsics
```

The Scala eDSLs (coupled with statistics) will be generated in the `Generated_SIMD_Intrinsics` folder.

Explicit vectorization in the JVM. To run the experiments depicted in our work, we use:

```
> test-only cgo.TestSaxpy
> test-only cgo.TestMMM
> test-only cgo.TestPrecision
```

In the case of SAXPY, if the testing machine is not Haswell based, we provided an architecture-independent implementation of SAXPY:

```
> test-only cgo.TestMultiSaxpy
```

Each result shows the size of our microbenchmarks, and the obtained performance in flops/cycle.

A.5 Evaluation and expected result

In the evaluation of the experiment workflow, we expect LMS to produce correct vectorized code using `lms-intrinsics`. Furthermore, we expect the performance results to behave consistent with the results shown in this paper, outperforming the JVM on the microarchitectures that support our experiments. Finally, we expect the automatic generation of eDSLs to be easily adjustable to subsequent updates on the Intel Intrinsics specifications.

A.6 Experiment customization

There are many opportunities for customization. We can use NGen to easily develop vectorized code, and we can use `ScalaMeter` to adjust the current benchmarks.

Developing SIMD code. The `NSaxpy.scala` class, available in `src/ch/ethz/acl/ngen/saxpy/`, provides detailed guidelines for the usage of SIMD in Scala. Following the comments in the file, as well as the structural flow of the program, one can easily modify the skeleton to perform other vectorized computations.

Customizing Benchmarks. Each performance experiment, uses `ScalaMeter` and is implemented as a Scala class. The Matrix-Matrix-Multiplication includes `BenchMMM.scala` located in `src/ch/ethz/acl/ngen/mmm/`. The implementation allows changes to various aspects of the benchmarks, including the size and the values of the input data, warm up times, different JVM invocations, etc.